





❖ Integrate: Copy & Complement

These are six common ways to collaborate in a drum circle. Each can be used in rhythm games and warm-up activities or during a jam.

<p>Mirror</p>	<p>Echo</p>
<p>Being able to mirror can improve understanding, trust, and communication in your circle. Use the Listen, Observe, and Feel Facilitator Cards to enhance your mirroring activities.</p>	<p>Ensemble-led Echo games provide an opportunity for musical voices to be heard and supported.</p>
	
<p>Complement (Half & Half)</p>	<p>Dialogue</p>
<p>Make a full rhythm with two people: one plays half, one plays the other half. This opens up space for movement and other players.</p>	<p>Dialogue is a great way to practice your "Observe, Listen & Feel" tools and communicate in a jam. Every time you respond, the rhythm changes based on what you hear.</p>
	
<p>Call & Response</p>	<p>Question Answer</p>
<p>"I say 'this', you say 'that'" can be used to stop and start your improv jam, vision alignment, teaching concepts, and Ensemble Mastery games.</p>	<p>Question Answer is the same question, but different answer depending on the student. Great for check-ins, getting to know your students, and learning rhythms.</p>
